

M-2iA/6H (Hollow wrist)



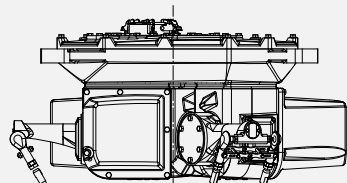
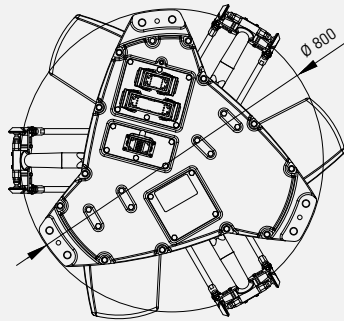
Max. load capacity
at wrist: **6 kg**



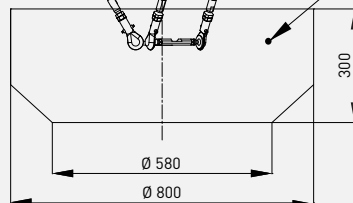
Max. reach:
800 mm

Controlled axes	Repeatability (mm)	Mechanical weight (kg)	Motion range (°)							Maximum speed (°/s)							J4 Moment/ Inertia (Nm/kgm ²)	J5 Moment/ Inertia (Nm/kgm ²)	J6 Moment/ Inertia (Nm/kgm ²)	
			J1	J2	J3	J4	J5	J6	E1	J1	J2	J3	J4	J5	J6	E1				
3	± 0.1	115	Ø 800 x 300 *3			-	-	-	-	-	-	-	-	-	-	-	-		*4	

Working range



Motion range
Ø 800 mm
height 300 mm



Robot

	M-2iA/6H
Robot footprint [mm]	Ø 800
Mounting position Floor	-
Mounting position Upside down	●
Mounting position Angle	-



Controller

	R-30iB Plus
Open air cabinet	●
Mate cabinet	○
A-cabinet	○
B-cabinet	-
iPendant Touch	●

Electrical connections

Voltage 50/60Hz 3phase [V]	200-230 *6
Voltage 50/60Hz 1phase [V]	-
Average power consumption [kW]	2.5

Integrated services

Integrated signals on upper arm In/Out	8/8
Integrated air supply	-

Environment

Acoustic noise level [dB]	73.7
Ambient temperature [° C]	0-45

Protection

Body standard/optional	IP67/IP69K
Wrist & J3 arm standard/optional	IP69K

*3) Ø in mm by height in mm *4) refer to the wrist load diagramm *6) transformer required
● standard ○ on request - not available () with hardware and/or software option